

# Nursery Rhymes to Sing, See and Sign Information Handout

## Introduction:


Nursery Rhymes to Sing, See and Sign are free downloadable, web-based communication resources for ALL young children. It includes resources for 14 favourite Nursery Rhymes. It has a particular focus on communication strategies known to help communication and language development in children with communication difficulties. Difficulties may include delayed speech, speech that is hard to understand, problems with comprehension and difficulties with concentration and engagement. Being unable to communicate and participate in activities impacts on a child's overall development, well being and quality of life.

Nursery Rhymes to Sing, See and Sign incorporates strategies proven to aid the development of communication skills in children. Based on the use of visual supports, Nursery Rhymes to Sing, See and Sign uses key word sign (sign illustrations 'Hands Can Talk') and picture based communication aids using Picture Communication Symbols (PCS Boardmaker, Mayer-Johnson).


Nursery Rhymes to Sing, See and Sign introduces key word sign and picture based communication aids in a fun and easy way. The resources available include a key word sign poster (sign illustrations 'Hands Can Talk') and a picture song board using Picture Communication Symbols (Boardmaker, Mayer-Johnson) for the 14 Nursery Rhymes. A song lyrics sheet highlighting the key signs is also available for each song.

Singing Nursery Rhymes is part of a young child's everyday life. Familiar songs like Nursery Rhymes are easy to remember, easy to sing and easy to use with communication strategies like key word sign and picture based communication aids. Songs and music are a natural way for children to learn basic communication skills such as listening, copying, concentrating and being with others. All these skills form a solid foundation for your child's development.

Key Word Sign Poster



Picture Song Board



## The songs included in Nursery Rhymes to Sing, See and Sign are:

- Old MacDonald had a farm
- Wheels on the bus
- Baa Baa Black Sheep
- Der Glumph
- Hey Diddle Diddle
- Miss Polly had a Dolly
- Moo Moo Jersey Cow
- Ten Fat Sausages
- Five Little Ducks
- B.I.N.G.O.
- The Alphabet Song
- Five Cheeky Monkeys
- Three Blind Mice
- The Turtle Song

# Nursery Rhymes to Sing, See and Sign Information Handout

## How to download Nursery Rhymes to Sing, See and Sign:

To download the FREE Nursery Rhymes to Sing, See and Sign communication resources go to the Scope website [www.scopevic.org.au](http://www.scopevic.org.au) and do a site search for 'Nursery Rhymes to Sing, See and Sign'. When you get to the appropriate page, click on the link labeled Download Nursery Rhymes to Sing, See and Sign. The Nursery Rhymes to Sing, See and Sign communication resources are in PDF format and should download easily onto your computer.

It is recommended that you save the files onto the hard drive of your computer so that you can print copies, as you need them.

Print the Nursery Rhymes to Sing, See and Sign communication resources in colour. Once printed it is recommended that they be laminated for protection and durability.

## Start Using Nursery Rhymes to Sing, See and Sign:

Select one or more of the songs from Nursery Rhymes to Sing, See and Sign. Remember that the purpose of Nursery Rhymes to Sing, See and Sign is to introduce you to using key word sign and gesture and picture based communication aids in a fun and easy way. When singing and/or communicating using key word sign and gesture and picture based communication aids you don't have to use one or the other – it's about using BOTH strategies in combination. This will depend on the skills of the child you are singing/communicating with, the environment and the situation you are in.

## Considerations for singing Nursery Rhymes and using key word sign:

Before you begin, read the song lyrics sheet highlighting the key signs, and the poster of key signs for the Nursery Rhyme you select. Familiarise yourself with the lyrics of the song and the key words to be signed. Always read the written description of the key sign provided on the poster, this will give you a detailed description of how to produce the sign. The most important thing is to have fun and remember:

- You don't have to sign all the words in the song - just the key words.
- If you don't know the sign, use the most guess-able natural gesture instead
- Use lots of facial expression and body movement - children love this and you'll be much more interesting to watch and listen to
- Sing songs that are the most motivating
- Remember to sing as you sign the key words
- Once you've mastered the songs from Nursery Rhymes to Sing, See and Sign try to use some of the same signs in everyday interactions
- Always encourage the child to use their voice and sing too



Old



MacDonald



had



a farm.

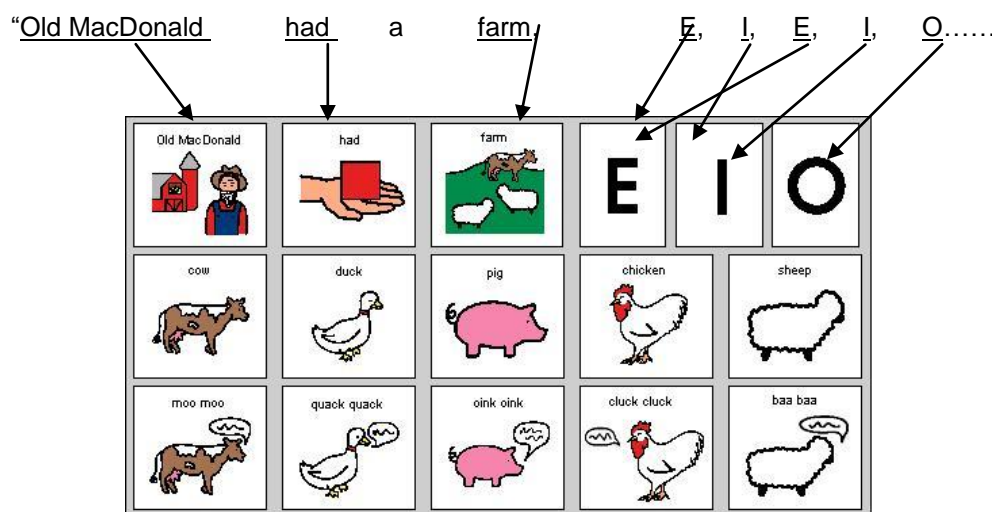
# Nursery Rhymes to Sing, See and Sign Information Handout

## Considerations for singing and using the picture based song boards.

Using the picture based song boards involves singing with your child and showing them pictures on the picture song board at the same time. As you sing the words, you show your child the pictures for the key words you sing.



For example, using the 'Old MacDonald Song Board' you show your child the pictures for the lyrics as you sing:



## Where to get further information and advice:

If you are concerned about your child's communication and language development, and you would like further information and advice, contact a Speech Pathologist via Speech Pathology Australia [www.speechpathologyaustralia.org.au](http://www.speechpathologyaustralia.org.au) or (03) 9642 4899.

For further information and advice about Nursery Rhymes to Sing, See and Sign, and other communication resources to support people with disabilities contact:

Communication & Inclusion Resource Centre – Scope

830 Whitehorse Road, Box Hill, Victoria 3128

Telephone: (03) 9843 2000

Email: [circ@scopevic.org.au](mailto:circ@scopevic.org.au)

Web: [www.scopevic.org.au](http://www.scopevic.org.au)



# Nursery Rhymes to Sing, See and Sign Information Handout

## Other Useful Contacts

### Therapy Services for young children with disabilities:

Scope

Telephone: 1300 4 SCOPE

Web: [www.scopevic.org.au](http://www.scopevic.org.au)

ECIS – Early Childhood Intervention Services

Telephone: 1800 783 783

Web: [www.education.vic.gov.au/childhood/parents/needs/pages/ecis.aspx](http://www.education.vic.gov.au/childhood/parents/needs/pages/ecis.aspx)

Speech Pathology Australia

Telephone: (03) 9642 4899.

Web: [www.speechpathologyaustralia.org.au](http://www.speechpathologyaustralia.org.au)

## Signing

Key Word Sign Australia

Web: [www.scopevic.org.au/key-word-sign-australia/](http://www.scopevic.org.au/key-word-sign-australia/)

Hands Can Talk

Web: [www.handscantalk.com.au](http://www.handscantalk.com.au)

## Music Programs for Young Children

The Australian Institute of Music and Childhood Development

Web: [www.aimcd.com.au/](http://www.aimcd.com.au/)

Hey dee ho music

Web: [www.heydeehomusic.com.au](http://www.heydeehomusic.com.au)

## Picture Communication Aids Resources

Communication & Inclusion Resource Centre, (a service of Scope Vic. Ltd)

Telephone: (03) 9843 2000

Web: [www.scopevic.org.au](http://www.scopevic.org.au)

Mayer-Johnson LLC - The Picture Communication Symbols (Boardmaker)

Web: [www.mayer-johnson.com](http://www.mayer-johnson.com).

