
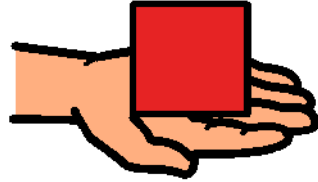


Old Mac Donald - Picture Song Board

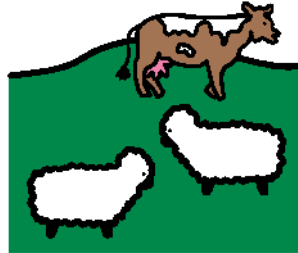
Old MacDonald



had



farm



E

I

O


cow




duck



pig




chicken




sheep



moo moo




quack quack



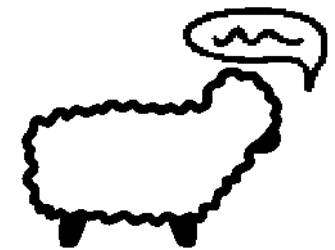
oink oink



cluck cluck



baa baa



Instructions: Point to the pictures of 'key words' at the same time as singing the song. Have fun!

Old MacDonald - Key Signs with Song Lyrics



Old




MacDonald




had




a farm.




E



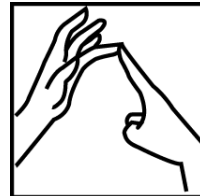
I



E



I



O




And on that farm




he had




a cow



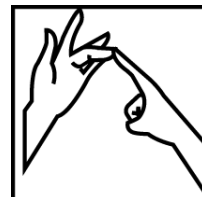
E




I



E



I



O

Old MacDonald - Key Signs with Song Lyrics



With a **moo moo**



moo moo there.



Here a **moo**,



there a **moo**,



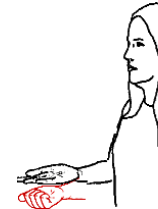
everywhere a **moo, moo**.



Old




MacDonald




had




a farm.




E



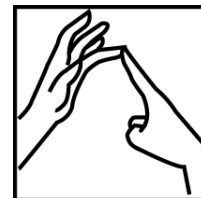
I



E




I

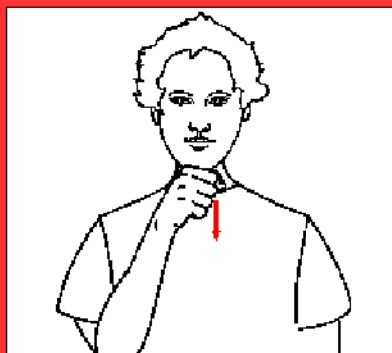


O


Old MacDonald - Key Signs



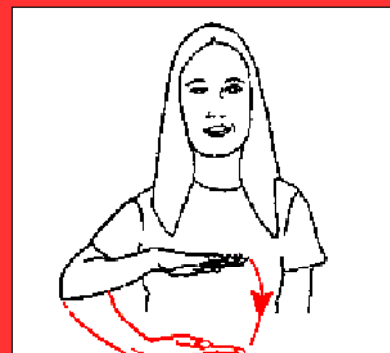
OLD-
Crook and slightly spread index and middle fingers of dominant hand. Move this formation down in front of nose.



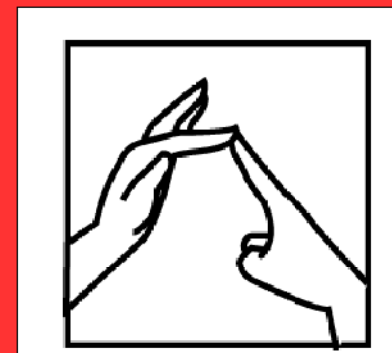
MAN - (used for Old MacDonald)
Move dominant fist down slightly from chin.



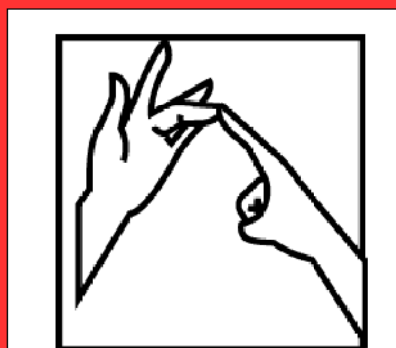
HAD/HAVE -
Cup dominant hand, fingers spread - drop hand while closing into a fist.




FARM -
Place thumb edge of open dominant hand on chest, palm down. Move in arc to below waist level turning to palm up.



E-
Use fingerspelling



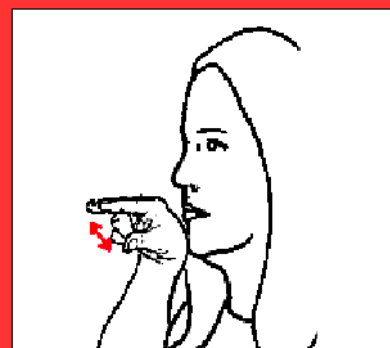
I -
Use fingerspelling




O -
Use fingerspelling



COW/MOO -
Place fists on either side of forehead - simultaneously move both hands out and up in an arc.

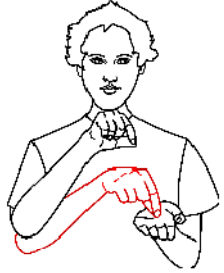


DUCK/QUACK -
Place tips of dominant index, middle fingers and thumb together. Place formation in front of chin and open and close formation, twice.




PIG/OINK -
Move dominant fist in a small circle in front of nose.

Old MacDonald - Key Signs



CHICKEN/CLUCK -

Extend dominant index finger and thumb. Keeping this formation, place back of dominant hand against chin. Place non-dominant hand, palm up in front of body. Move dominant formation down to touch non-dominant palm and close index finger to thumb tip. Bounce twice.



SHEEP/BAA -

Extend dominant little finger and thumb - move tip of little finger back from corner of mouth, twice.