











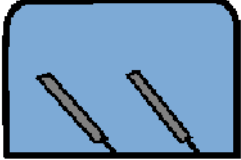


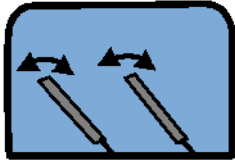







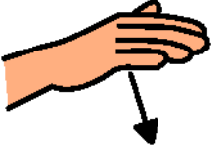
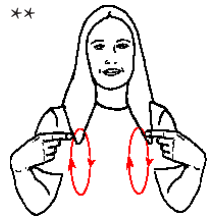


Wheels on the Bus - Picture Song Board

wheels 	on the bus 	go 	round 	all day long 	more 
horn 	babies 	nannas 	beep beep beep 	wah wah wah 	knit knit knit 
wipers 	mummies 	grandpas 	swish swish swish 	sh sh sh 	snore snore snore 
children 	daddies 	people 	wriggle wriggle wriggle 	read read read 	wait for me 

Instructions: Point to the pictures of 'key words' at the same time as singing the song. Have fun!

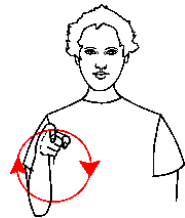
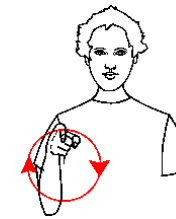
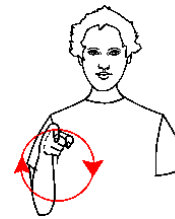
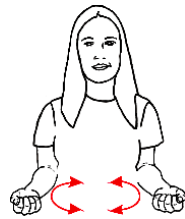
Wheel on the Bus - Key Signs with Song Lyrics



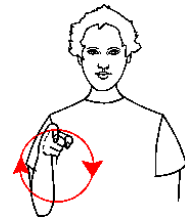
The **wheels**



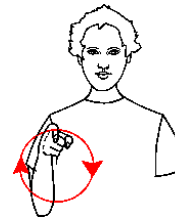
on the **bus**



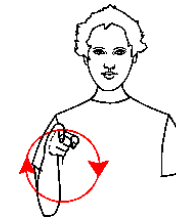
Round



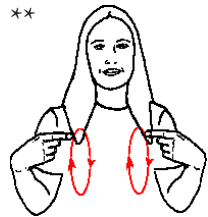
and **round**



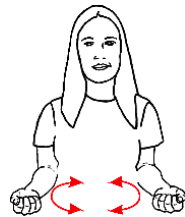
Round



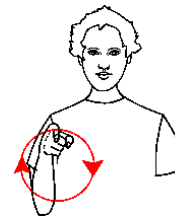
and **round**



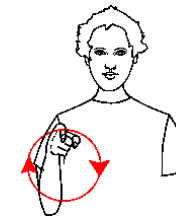
The **wheels**



on the **bus**



go **round**



and **round**



All **day** long.

Wheel on the Bus - Key Signs with Song Lyrics



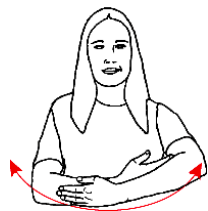
The **horn**

* Use natural gesture

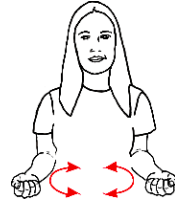
The **wipers**



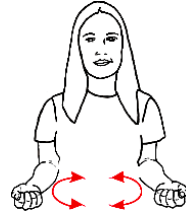
The **children**



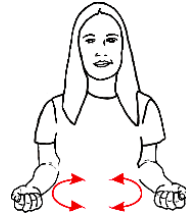
The **babies**



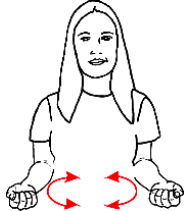
on the **bus**



on the **bus**



on the **bus**



on the **bus**



goes **beep**

* Use natural gesture

go **swish**

* Use natural gesture

go **swish**



beep

* Use natural gesture

swish

* Use natural gesture

swish



beep.....

* Use natural gesture

swish.....

* Use natural gesture

swish.....



go **wah**



wah

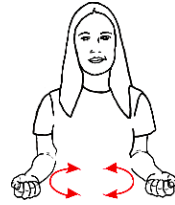


wah.....

Wheel on the Bus - Key Signs with Song Lyrics



The **mummies**



on the **bus**



go **ssh**



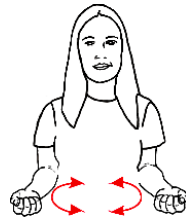
ssh



ssh



The **daddies**



on the **bus**



go **read**



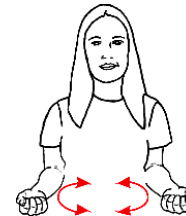
read



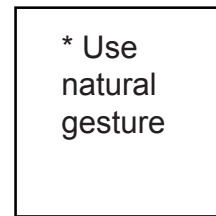
read




The **nannas**



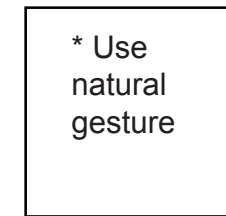
on the **bus**



go **swish**



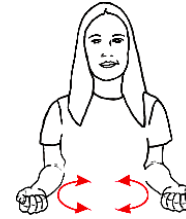
swish



swish.....



The **grandpas**



on the **bus**



go **snore**



snore



snore

The Wheel on the Bus - Key Signs with Song Lyrics



The **people**

at the stop



shout **WAIT**



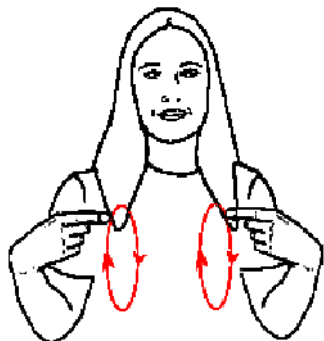
FOR ME!

* Refer to Key Signs Sheet for recommended natural gesture

** Sign used in Victoria

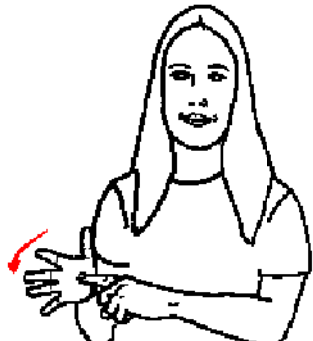
*** Sign used in other states - refer to "The Makaton Vocabulary - Auslan Edition 2001 for further information.

Wheels on the Bus - Key Signs



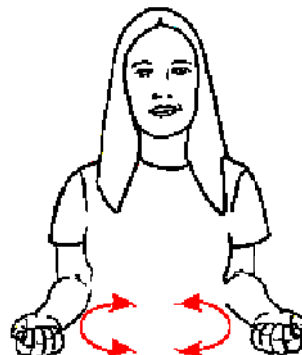
WHEELS - Victoria

Extend index fingers of both hands, palms facing body. simultaneously move these formations in forward circles in front of body.



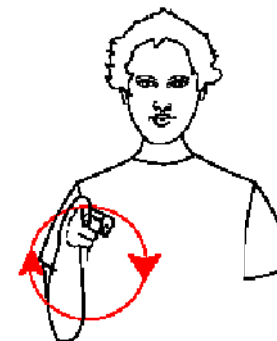
WHEELS - Other States

Open dominant hand, fingers spread, palm in. Place extended non-dominant index finger into palm of dominant hand. Twist dominant hand.



BUS -

Form fists with both hands, palm up - move as if driving a bus.



ROUND -

Extend dominant index finger, palm facing in. Draw a circle in front of body. (Natural Gesture.)



DAY -

Sweep open dominant hand, palms facing body in an arc from waist height to shoulder height.



HORN/BEEP -

Claw dominant hand in front of body. Move back and forward in small movements as though pushing horn.



WIPERS/SWISH -

Use natural gesture e.g. Open both hands, hold at chest height, rock from side to side.



CHILDREN -

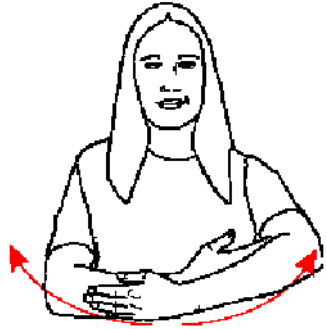
Move open dominant hand palm down, to the side in a bouncing movement. Move hand down as it bounces



WRIGGLE -

Use natural gesture e.g. Wriggle whole body

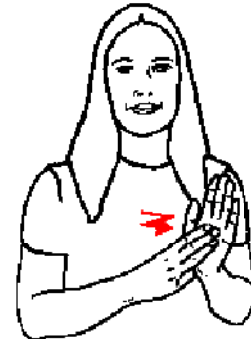
Wheels on the Bus - Key Signs



BABY -
Make a cradle of the arms and move them as though rocking a baby. (Natural gesture)




WAH WAH WAH (CRY) -
Extend index fingers of both hands. Place fingers under eyes and move down and off face, twice. (Natural gesture)



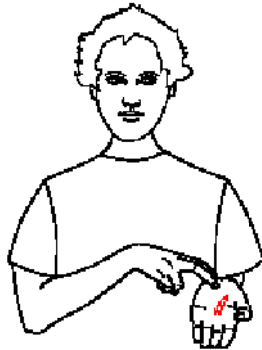
MUMMY/MOTHER -
Fingerspell "M" quickly twice.



QUIET/"SH" -
Rest extended dominant index finger in front of lips. (Natural gesture).



DADDY/FATHER -
Fingerspell "F" quickly twice.



READ-
Extend dominant index and middle fingers, fingers spread. Move these fingertips in a wide zig-zag across palm (of open non-dominant hand) top to bottom.



NANNA/GRANDMOTHER -
Fingerspell "G" then "M", "M"

KNIT - Use Natural gesture
e.g. Mime knitting action



GRANDPA/GRANDFATHER-
Fingerspell "G" then "F", "F".




SNORE - (Use sign for Bed)
Place open dominant hand against side of face. Tilt head to dominant side.

Wheels on the Bus - Key Signs



PEOPLE -

Extend dominant index finger. Brush formation down tip of nose, twice.



WAIT -

Bounce open dominant hand palm down in front of dominant side, twice.



ME/MY - Use Natural gesture

e.g. Point to self

