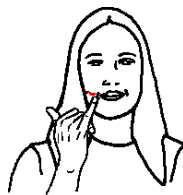



Baa Baa Black Sheep – Key Signs with Song Lyrics



Baa, baa, black



sheep;



Have



you any wool?



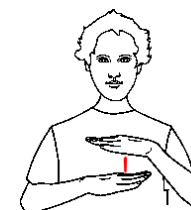
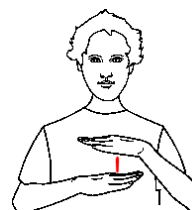
Yes sir,



yes sir,



3 bags full.



* Use
natural
gesture

One



for the master,

* Refer to Key Signs Sheet for recommended natural gesture



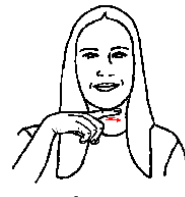
© Scope (Vic) Ltd 2008. Nursery Rhymes to Sing, See and Sign.
Developed by The Communication Resource Centre - A Service of Scope
www.scopevic.org.au - see disclaimer
Supported by The Jack Brockhoff Foundation, Makaton Victoria and hey dee ho music.
Sign illustrations developed by Aileen Ryan 'Hands Can Talk' © 2008 www.handscantalk.com.au

* Use natural gesture



And one for the dame,

* Use natural gesture



And one for the little boy or girl



Who lives down the lane.

* Refer to Key Signs Sheet for recommended natural gesture




© Scope (Vic) Ltd 2008. Nursery Rhymes to Sing, See and Sign.
Developed by The Communication Resource Centre - A Service of Scope
www.scopevic.org.au - see disclaimer
Supported by The Jack Brockhoff Foundation, Makaton Victoria and hey dee ho music.
Sign illustrations developed by Aileen Ryan 'Hands Can Talk' © 2008 www.handscantalk.com.au

Baa Baa Black Sheep - Key Signs




BLACK -

Make fist with dominant hand and place formation on cheek. Move formation forward, off face.



SHEEP -

Extend dominant little finger and thumb - move tip of little finger back from corner of mouth, twice.




HAVE -

Cup dominant hand, fingers spread - drop hand while closing into a fist.



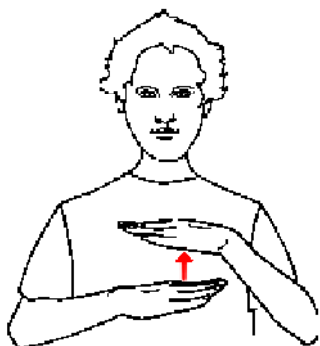
WOOL -

Extend dominant fingers and thumb. Touch non-dominant forearm with this formation and lift dominant hand upwards, twice.



YES -

Move dominant fist up and down from the wrist, twice.



FULL -

Place both open hands, palms down, in front of body, dominant hand under non-dominant. Keeping non-dominant stationary, bring dominant hand up with emphasis to non-dominant hand.



ONE -

Use Natural gesture, by holding up appropriate number of fingers



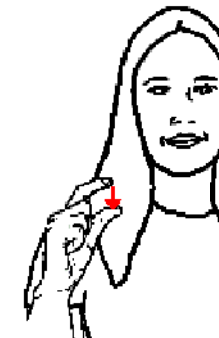
MASTER/MAN -

Move dominant fist down slightly from chin.



DAME- LADY

Move the fingers of the open dominant hand down the same side cheek.



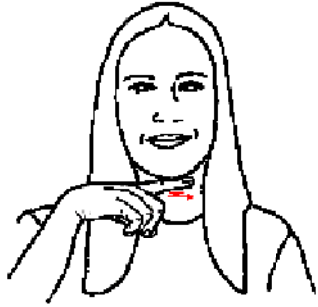
LITTLE -

Extend dominant index finger and thumb, palm in and hold at chest height. Move finger towards thumb.



© Scope (Vic) Ltd 2008. Nursery Rhymes to Sing, See and Sign.
 Developed by The Communication Resource Centre - A Service of Scope
www.scopevic.org.au - see disclaimer
 Supported by The Jack Brockhoff Foundation, Makaton Victoria and hey dee ho music.
 Sign illustrations developed by Aileen Ryan 'Hands Can Talk' © 2008 www.handscantalk.com.au

Baa Baa Black Sheep - Key Signs



BOY-

Rub the edge of the extended dominant index finger forwards and backwards across the chin, twice.



GIRL-

Extend dominant index finger, stroke non-dominant cheek with edge of finger, twice.



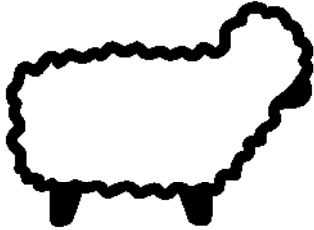









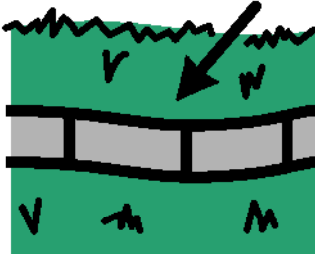



LANE-

Extend thumb and index finger of both hands. Move formations forward and up in a shallow arc.



Baa Baa Black Sheep - Picture Song Board

<p>Baa Baa</p> 	<p>black</p> 	<p>sheep</p> 	<p>lives</p> 	<p>wool</p> 	
<p>have you any</p> 	<p>1</p>	<p>3</p>	<p>master</p> 	<p>bags</p> 	<p>full</p> 
<p>yes sir</p> 	<p>little boy/girl</p> 	<p>dame</p> 	<p>down the lane</p> 	<p>more</p> 	

Instructions: Point to the pictures of 'key words' at the same time as singing the song. Have fun!



© Scope (Vic) Ltd 2008. Nursery Rhymes to Sing, See and Sign.
 Developed by The Communication Resource Centre - A Service of Scope
www.scopevic.org.au - see disclaimer
 Supported by The Jack Brockhoff Foundation and hey dee ho music.
 The Picture Communication Symbols © 1981-2007 by Mayer-Johnson LLC.
 All rights reserved worldwide. Used with permission.