

Old MacDonald – Key Signs with Song Lyrics



Old



MacDonald



had



a farm,



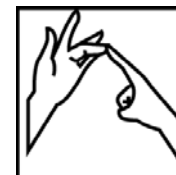
E



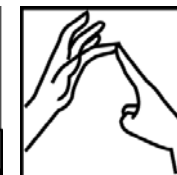
L



E




L



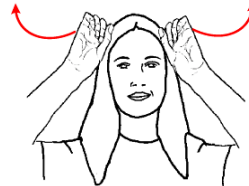
O (fingerspell)



And on that farm



he had




a cow,



E



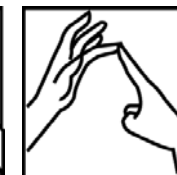
L



E



L



O (fingerspell)



With a moo moo



here and a moo moo there.



Here a moo,



there a moo,



everywhere a moo, moo.




© Scope (Vic) Ltd 2008. Nursery Rhymes to Sing, See and Sign.
 Developed by The Communication Resource Centre - A Service of Scope
www.scopevic.org.au - see disclaimer
 Supported by The Jack Brockhoff Foundation, Makaton Victoria and hey dee ho music.
 Sign illustrations developed by Aileen Ryan 'Hands Can Talk' © 2008 www.handcantalk.com.au



Old



MacDonald



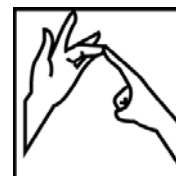
had



a farm, ,



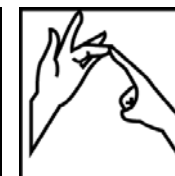
E,



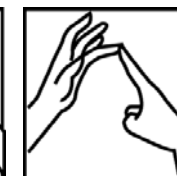
I,



E,



I,



O (fingerspell)

Add other animal signs e.g duck, pig, chicken, sheep (see Key Sign Sheet for additional animal signs)



© Scope (Vic) Ltd 2008. Nursery Rhymes to Sing, See and Sign.
Developed by The Communication Resource Centre - A Service of Scope
www.scopevic.org.au - see disclaimer
Supported by The Jack Brockhoff Foundation, Makaton Victoria and hey dee ho music.
Sign illustrations developed by Aileen Ryan 'Hands Can Talk' © 2008 www.handscantalk.com.au


Old MacDonald - Key Signs



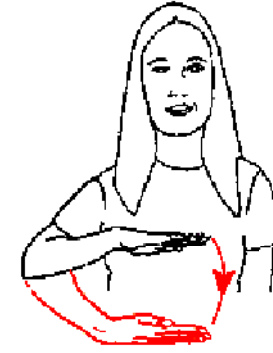
OLD-
Crook and slightly spread index and middle fingers of dominant hand. Move this formation down in front of nose.



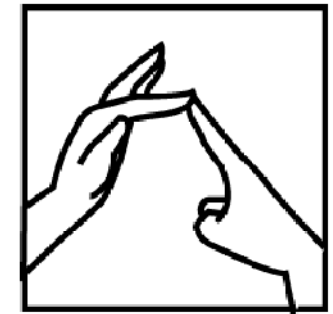
MAN - (used for Old MacDonald)
Move dominant fist down slightly from chin.



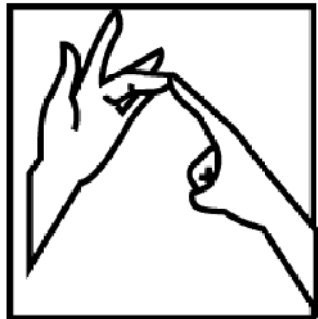
HAD/HAVE -
Cup dominant hand, fingers spread - drop hand while closing into a fist.



FARM -
Place thumb edge of open dominant hand on chest, palm down. Move in arc to below waist level turning to palm up.



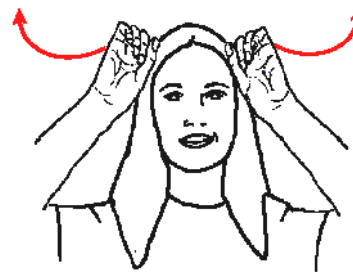
E-
Use fingerspelling



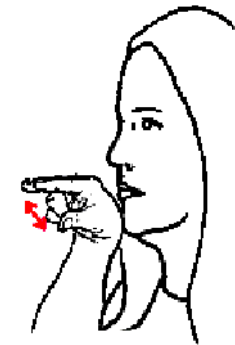
I -
Use fingerspelling



O -
Use fingerspelling



COW/MOO -
Place fists on either side of forehead - simultaneously move both hands out and up in an arc.



DUCK/QUACK -
Place tips of dominant index, middle fingers and thumb together. Place formation in front of chin and open and close formation, twice.



PIG/OINK -
Move dominant fist in a small circle in front of nose.



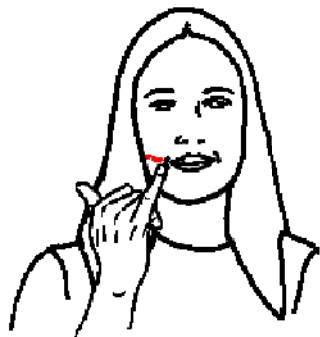
© Scope (Vic) Ltd 2008. Nursery Rhymes to Sing, See and Sign.
Developed by The Communication Resource Centre - A Service of Scope
www.scopevic.org.au - see disclaimer
Supported by The Jack Brockhoff Foundation, Makaton Victoria and hey dee ho music.
Sign illustrations developed by Aileen Ryan 'Hands Can Talk' © 2008 www.handscantalk.com.au

Old MacDonald - Key Signs



CHICKEN/CLUCK -

Extend dominant index finger and thumb. Keeping this formation, place back of dominant hand against chin. Place non-dominant hand, palm up in front of body. Move dominant formation down to touch non-dominant palm and close index finger to thumb tip. Bounce twice.




SHEEP/BAA -

Extend dominant little finger and thumb - move tip of little finger back from corner of mouth, twice.

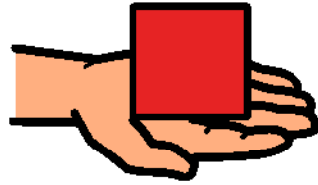


Old Mac Donald - Picture Song Board


Old MacDonald



had



farm



E

I

O


cow




duck



pig



chicken




sheep



moo moo




quack quack



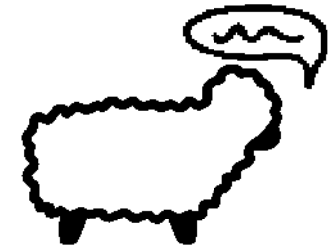
oink oink



cluck cluck



baa baa



Instructions: Point to the pictures of 'key words' at the same time as singing the song. Have fun!



© Scope (Vic) Ltd 2008. Nursery Rhymes to Sing, See and Sign.
Developed by The Communication Resource Centre - A Service of Scope
www.scopevic.org.au - see disclaimer
Supported by The Jack Brockhoff Foundation and hey dee ho music.
The Picture Communication Symbols © 1981-2007 by Mayer-Johnson LLC.
All rights reserved worldwide. Used with permission.