

Three Blind Mice – Key Signs with Song Lyrics

* Use natural gesture



* Use natural gesture



3

blind mice

3

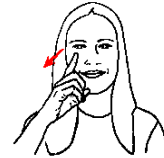
blind mice



See



how they run.



See how they



run



They all ran



after the farmer's wife

* Use natural gesture



She cut

off their tails



with a carving knife

* Refer to Key Signs Sheet for recommended natural gesture



© Scope (Vic) Ltd 2008. Nursery Rhymes to Sing, See and Sign.
 Developed by The Communication Resource Centre - A Service of Scope
www.scopevic.org.au - see disclaimer
 Supported by The Jack Brockhoff Foundation, Makaton Victoria and hey dee ho music.
 Sign illustrations developed by Aileen Ryan 'Hands Can Talk' © 2008 www.handscantalk.com.au

* Use natural gesture



Did you

ever see such a sight in your life as

* Use natural gesture



3

blind mice.

* Refer to Key Signs Sheet for recommended natural gesture



© Scope (Vic) Ltd 2008. Nursery Rhymes to Sing, See and Sign.
Developed by The Communication Resource Centre - A Service of Scope
www.scopevic.org.au - see disclaimer
Supported by The Jack Brockhoff Foundation, Makaton Victoria and hey dee ho music.
Sign illustrations developed by Aileen Ryan 'Hands Can Talk' © 2008 www.handscantalk.com.au

Three Blind Mice - Key Signs

**THREE -
Use Natural gesture**

e.g. hold up appropriate number of fingers



MICE -

Extend and crook dominant index finger. Hold at non-dominant side of mouth and move from side to side, twice.



SEE -

Move dominant index finger forward from eye.



RUN/RAN -

Move fists in alternate forward circles (as when running).

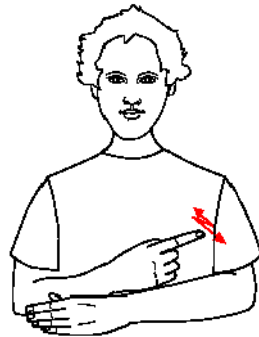


WIFE- (Use sign for lady)

Move the fingertips of the open dominant hand down the same side cheek.

CUT- Use Natural gesture

e.g. as for cutting with scissors



TAIL-

Place dominant hand with index finger extended onto non dominant forearm. Wiggle index finger from side to side



KNIFE-

Move edge of extended dominant index finger backwards and forwards across edge of extended non-dominant index finger

Increase cutting movement to indicate cutting with a knife.

YOU -

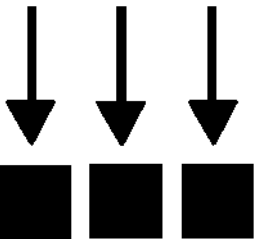




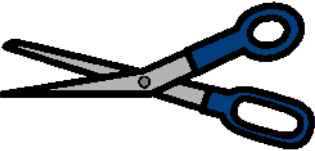
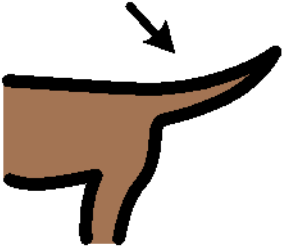

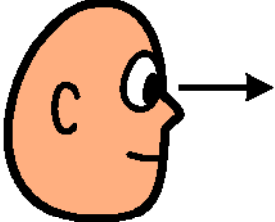


Use Natural gesture
e.g. point at person

NB - Please note red markings on sign indicate movement.



© Scope (Vic) Ltd 2008. Nursery Rhymes to Sing, See and Sign.
Developed by The Communication Resource Centre - A Service of Scope
www.scopevic.org.au - see disclaimer
Supported by The Jack Brockhoff Foundation, Makaton Victoria and hey dee ho music.
Sign illustrations developed by Aileen Ryan 'Hands Can Talk' © 2008 www.handscantalk.com.au

Three Blind Mice - Picture Song Board

<p>3</p>	<p>all</p> 	<p>run/ran</p> 	<p>mice</p> 
<p>farmer's wife</p> 	<p>blind</p> 	<p>cut</p> 	<p>tail</p> 
<p>you</p> 	<p>see</p> 	<p>sight in your life</p> 	<p>carving knife</p> 

Instructions: Point to the pictures of 'key words' at the same time as singing the song. Have fun!



© Scope (Vic) Ltd 2008. Nursery Rhymes to Sing, See and Sign.
Developed by The Communication Resource Centre - A Service of Scope
www.scopevic.org.au - see disclaimer
Supported by The Jack Brockhoff Foundation and hey dee ho music.
The Picture Communication Symbols © 1981-2007 by Mayer-Johnson LLC.
All rights reserved worldwide. Used with permission.