

Score

Yes = Y




Emerging = E

No = N

Play Skills: Activity Sheets for Developmental Milestones



2. Awareness and use of hands

PAGE REF	SKILL	ACTIVITY	DATE / /	DATE / /	DATE / /	DATE / /
P2A 	Discovering hands	› When my child is lying on back, he watches his hands and fingers move.				
P2B 	Playing with hands and feet	› When my child is lying on his back or in supported sitting he grasps his feet with his hands.				
P2C 	Uses hands and mouth for sensory exploration	› My child sucks his fingers. › My child mouths his toys.				




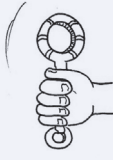


Score

Yes = Y
Emerging = E
No = N

Play Skills: Activity Sheets for Developmental Milestones



3. Can grasp/hold a toy/object

PAGE REF	SKILL	ACTIVITY	DATE / /	DATE / /	DATE / /	DATE / /
P3A 	Following things with eyes	› My child follows things with his eyes.				
P3B 	Using hands in the midline	› My child holds toys/objects with both hands in front of his body. › When lying on back › When lying on tummy › When sitting in supported seating				
P3C 	Beginning to reach other	› My child waves his arms and reaches toward toys/objects held out to him: › When lying on back › When sitting in supported seating				
P3D 	Playing with a rattle	› My child can hold and rattle his rattle: › When lying on back › When lying on tummy › When sitting in supported seating				
P3E 	Ulnar palmar grasp	› When I touch my child's hand with a toy that is small enough to fit into his hand, he wraps his little finger and ring finger around it and holds it against his palm.				
P3F 	Reaching with both hands	› My child reaches out with both hands when offered a toy/object.				

Score

Yes = Y








Emerging = E

No = N

Play Skills: Activity Sheets for Developmental Milestones



3. Can grasp/hold a toy/object (continued)

PAGE REF	SKILL	ACTIVITY	DATE / /	DATE / /	DATE / /	DATE / /
P3G 	Keeping hands open	› My child can touch and explore toys and objects with open hands.				
P3H 	Radial palmar grasp	› When I touch my child's hand with a toy that is small enough to fit into his hand, he wraps his index and middle fingers and thumb around it and holds it against his palm.				
P3I 	Playing with paper	› My child likes to explore paper with his hands. ----- › My child likes to explore paper with his mouth.				
P3J 	Reaching with one arm	› My child can grasp and hold a toy with one hand.				
P3K 	Pre-pincer grip	› When my child's forearm is well supported my child can pick up small things between thumb and index finger.				
P3L 	Using both hands	› My child can use one hand to hold a toy/object and the other to explore the toy/object.				
P3M 	Pincer grip	› My child can pick up objects using only his thumb and index finger.				

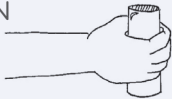






Score

Yes = Y
 Emerging = E
 No = N

Play Skills: Activity Sheets for Developmental Milestones



3. Can grasp/hold a toy/object (continued)

PAGE REF	SKILL	ACTIVITY	DATE / /	DATE / /	DATE / /	DATE / /
P3N 	Forearm supination	<ul style="list-style-type: none"> › My child can hold cylindrical objects/bottle. › My child can turn over a lightweight cup to see what is under it. 				
P3O 	Using crayons or markers to scribble	<ul style="list-style-type: none"> › My child shows an interest in using crayons/markers. › My child watches others using crayons/markers. › After I have demonstrated how to scribble, my child attempts to use crayons/markers to scribble. 				
P3P 	Scribbling	<ul style="list-style-type: none"> › My child can scribble with thick crayons/chalk/finger paints. 				
P3Q 	Holding crayon with thumb and fingers	<ul style="list-style-type: none"> › My child has started to draw holding his crayon/chalk with thumb and fingers. 				
P3R 	Throwing small objects	<ul style="list-style-type: none"> › My child can throw small balls /objects. 				
P3S 	Throwing and rolling balls	<ul style="list-style-type: none"> › When sitting my child can roll a ball to and fro, for a short distance, with another person. 				
P3T 	Catching a ball	<ul style="list-style-type: none"> › When sitting my child can catch a large soft ball. › When sitting my child can catch a medium firm ball. 				

Score

Yes = Y








Emerging = E

No = N

Play Skills: Activity Sheets for Developmental Milestones



4. Pushes pulls and manipulates simple toys

PAGE REF	SKILL	ACTIVITY	DATE / /	DATE / /	DATE / /	DATE / /
P4A 	Moving things from one hand to another	› My child can move things from one hand to another.				
P4B 	Banging objects together	› My child can bang objects together in front of himself. › My child can bang small objects together to the left and right of him.				
P4C 	Voluntary release	› My child can release toys.				
P4D 	Poking with index finger	› My child can point with his finger. › My child uses his finger to paint and poke.				
P4E 	Stacking objects	› My child can stack one object on top of another.				
P4F 	Building a tower with blocks	› My child can build a small tower of 3 blocks.				
P4G 	Manipulating toys for effect	› My child makes his toys work, produces sound or light, opens doors etc.				

Score

Yes = Y




Emerging = E

No = N

Play Skills: Activity Sheets for Developmental Milestones



5. Imitates Gestures

PAGE REF	SKILL	ACTIVITY	DATE / /	DATE / /	DATE / /	DATE / /
P5A 	Waving bye bye	› My child can wave bye bye.				
P5B 	Imitates gestures	› My child when shown performs the action to simple songs.				
P5C 	Uses gestures	› My child initiates gestures to familiar songs.				

Score

Yes = Y


Emerging = E

No = N

Play Skills: Activity Sheets for Developmental Milestones



6. Threading

PAGE REF	SKILL	ACTIVITY	DATE / /	DATE / /	DATE / /	DATE / /
P6A 	Threading	› My child can thread large objects onto thread:				
		› One or two objects				
		› Many objects				



Score

Yes = Y
 Emerging = E
 No = N

Play Skills: Activity Sheets for Developmental Milestones



7. Names toys and objects

PAGE REF	SKILL	ACTIVITY	DATE / /	DATE / /	DATE / /	DATE / /
P7A 	Naming objects	› My child can name objects.				
P7B 	Recognises and names pictures	› When looking at pictures or photos my child can name them.				

Score

Yes = Y

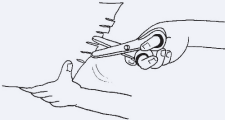

Emerging = E

No = N

Play Skills: Activity Sheets for Developmental Milestones



8. Cutting

PAGE REF	SKILL	ACTIVITY	DATE / /	DATE / /	DATE / /	DATE / /
P8A 	Snipping with scissors	› My child can snip with scissors.				
P8B 	Cutting with scissors	› My child can cut with scissors.				



Score

Yes = Y
 Emerging = E
 No = N

Play Skills: Activity Sheets for Developmental Milestones



9. Pays attention to music

PAGE REF	SKILL	ACTIVITY	DATE / /	DATE / /	DATE / /	DATE / /
P9A 	Sings sounds and words with music	› My child can sing some words of simple songs.				
P9B 	Imitates environmental sounds	› My child can imitate sounds appropriately.				

Score

Yes = Y


Emerging = E

No = N

Play Skills: Activity Sheets for Developmental Milestones



10. Awareness of body parts

PAGE REF	SKILL	ACTIVITY	DATE / /	DATE / /	DATE / /	DATE / /
P10A 	Awareness of body parts	› Aware of body parts.				

Score

Yes = Y


Emerging = E

No = N

Play Skills: Activity Sheets for Developmental Milestones



11. Identifying body parts

PAGE REF	SKILL	ACTIVITY	DATE / /	DATE / /	DATE / /	DATE / /
P11A 	Identifying body parts	› Name body parts.				